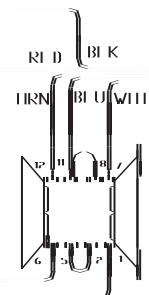


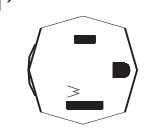
11 3
30A RELAY
W/12V
DC CHH

11 3
30A RELAY
W/12V
DC CHH



11 2
TRANSFORMER
OUTPUT 24VAC

CRG
6 2/8 1 CIRCUIT
6 50P CAP



POWER REQS
240 VOLTS
1 PHASE
60 HERTZ
45 AMPS
10800 WATTS
MAX TEMP 2150°F

CAUTION
TO PREVENT CONTINUED
PROTECTION AGAINST THE
RISK OF ELECTRIC SHOCK,
CUSTOMER'S POWER
SUPPLY MUST BE
PROPERLY GROUNDED.

NOTE: GROUNDING SCREW
TO HAVE A GREEN COLORED
SHEATH AND/OR HEX HEAD
NOT SUBSTITUTES. USE #1005

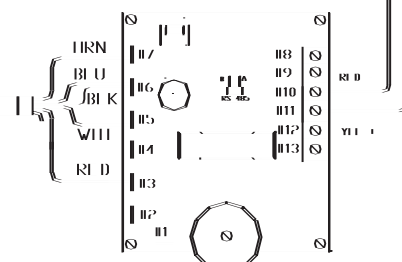
NOTE: THE SURFACE OF THE
INSULATED WIRES MARKED (X)
TO BE GROUND GREEN WITH
OR WITHOUT ONE OR MORE
YELLOW STRIPS.

PY50
TYPE K 1/2

ITEM ORDER ELEMENTS, SPECIFY DESCRIPTION	QTY	LOC
11 INI 2831B	2	TOP & BOTTOM
11 INI 283M	4	MIDDLE

1/2 AMP FUSE

WIRE SIZES
NOTE: ALL WIRES TO BE
TYPE SI W/SI 2, 114 AWG
MINIMUM UNLESS NOTED



11 21
DTC 1000C

ULZCUL LISTED

CLIMMETS

PARAGIN INDUSTRIES
2011 SOUTH HAWK EAST BLVD
MILWAUKEE, WISCONSIN 53149

PRODUCT DESCRIPTION
12 SIDE S, 28" DIA, 29" DP
240V, 1PH, 60HZ, 45A, 10800W

PART NUMBER
INI 283
WIRING DIAGRAM

PARB1W.DWG WBS111.DWG